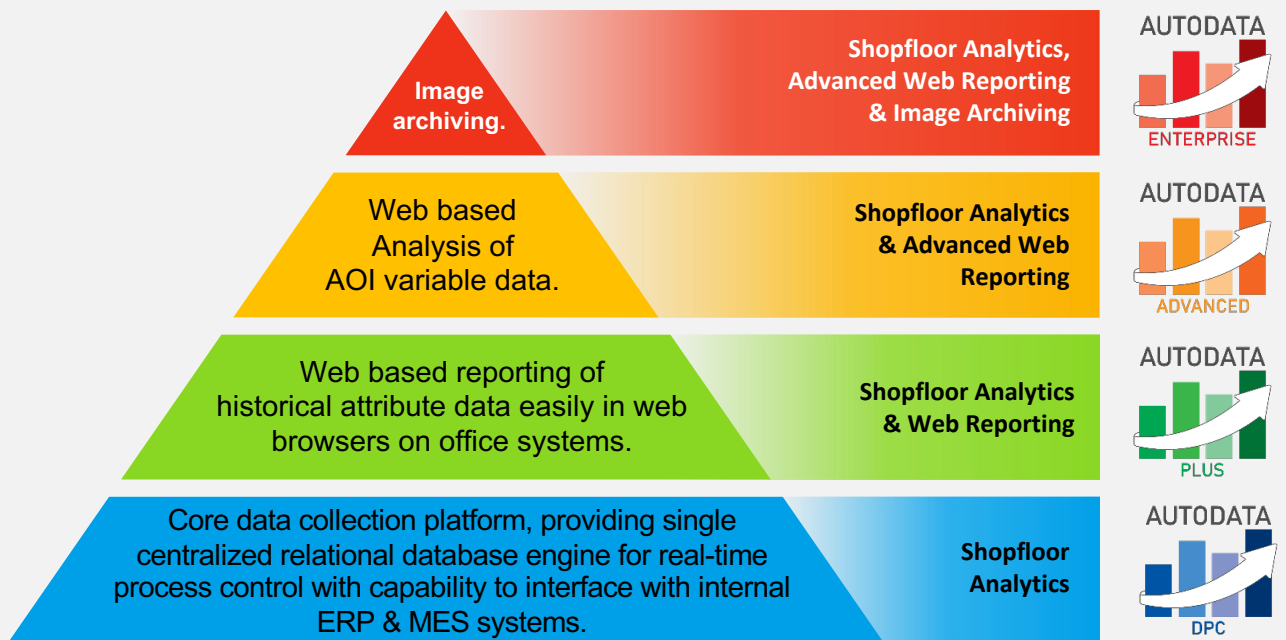


# AutoData


## AutoData - Scalable Data Collection Solutions

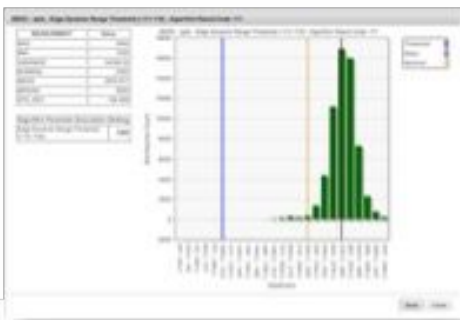
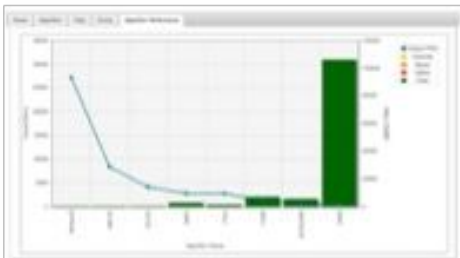





## Data Collection Simplified

MVP's AutoData provides users with the ultimate in flexibility when accessing data generated from the AOI processes. AutoData provides a platform that allows users to gather data from multiple AOI systems and AutoGuide repair stations including defect and measurement data analysis tools. By communicating directly with each element of the AOI network the AutoData server acts as a collection hub for information.

Retrieve web based data reports from your desk or office; analyze production performance; identify issues and resolutions all at the click of a mouse. Review individual product performance over a user defined period with MVP's multiple data filters. Use serial numbers to review AOI and confirmed defect data for a specific assembly. Monitor process parameters to tune the AOI process.





Access data where you want it and when you want it with MVP AutoData. No longer is inspection data held locally, with the Web Reporting features of the AutoData system connect to the AutoData server from any internal or authorized external connection to initiate the web based reporting utility.

## Management Reporting

View graphics rich charts which use both inspection data and verified repair data to determine line performance as measured at the AOI process. Data retrieval on a "per board inspection" basis is a featured functionality within AutoData. Monitor individual line performance in real time, see where the highest defect trends are occurring. The management report tools allow rapid access to line and product data. Multiple filters allow the user to quickly identify data over a range of time. Identify pass/fails by serial number, or identify the highest process detractors; export data to spreadsheet or save chart data as an image. As the data is stored in a dedicated server webreports can be accessed via the intranet and displayed on any computer within the facility which has authorised access.

## Work Order and Lot Reporting

AutoData can be used in several different production environments ranging from SMT to Microelectronics. Users can select to output reports based on lot numbers or work orders which detail the total number of inspections, the number of failures, the defect PPM and a defect Pareto amongst a range of other data reports.

## Dashboard

The Dashboard allows engineering to rapidly analyze the performance of their AOI programs. An immediate, visual representation of the overall performance of the inspection process allow the user to identify the inspection algorithms with the highest defect and override PPM values. Use the dashboard to monitor and tune the process and understand the distribution of the data set.

## Measurement Data

MVP solutions are based on measurement. Unlike comparison based AOI systems each of MVP's algorithms make decisions based on measurements. All of the measurement data is stored in the AutoData server on a product and serial basis allowing engineers to drill down for data analysis.

Drill down into a range of data returned from the many hundreds of measurements performed on every component type and every product. Multiple charts are available to display various measurements such as the average solder coverage for a specific reference designator over a period of time; for the translation of an 0201 capacitor over one shift or for the distribution of lengths of a specific component for a specific work order.

AD-11725



Worldwide Headquarters  
Vista, California, USA.  
+1 (760) 438-1138  
sales@visionpro.com

European Headquarters  
Fife, Scotland, UK.  
+44 (0) 1383 842861  
sales@visionpro.com

Asia-Pacific Headquarters,  
Xuhui, Shanghai, PR China.  
+86 172 059 60328  
salesasia@visionpro.com